

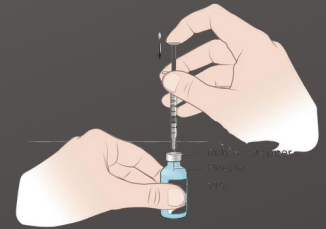
# HOW TO PREPARE YOUR SYRINGE

## Preparing a syringe

Remove the cap from the vial. The rubber stopper should be cleaned with an alcohol swab for seconds then aired dry.

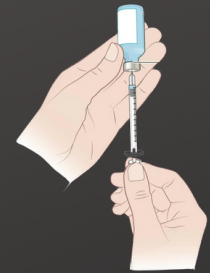
Draw air into the syringe. Draw back the plunger to fill the syringe with air up to the dose that you'll be injecting. This is done because the vial is a vacuum, and you need to add an equal amount of air to regulate the pressure. This makes it easier to draw the medication into the syringe.

Insert air into the vial. Remove the cap from the needle and push the needle through the rubber stopper at the top of the vial. Inject all the air into the vial. Be careful to not touch the needle to keep it clean.



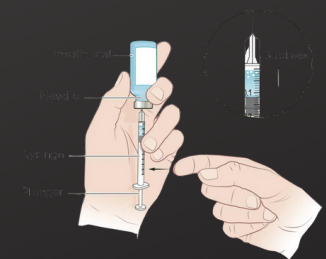
## Withdraw the medication

Turn the vial and syringe upside down so the needle points upward. Then pull back on the plunger to withdraw the correct amount of medication.



## Remove any air bubbles

Tap the syringe to push any bubbles to the top and gently depress the plunger to push the air bubbles out.



## How to dispose used syringes

<https://safeneedledisposal.org>

